

# TAiQ power wheelchair request for quote



0800 238 523  
sales@mortonperry.co.nz

For comparison charts & specifications visit:  
mortonperry.co.nz

Client Name: \_\_\_\_\_ User weight: \_\_\_\_\_

Therapist: \_\_\_\_\_ Date: \_\_\_\_\_

Organisation: \_\_\_\_\_

Enable ACC     Enable MOH     Accessable MOH

## Standard Specifications\* - No up-charge

- Power functions: tilt, elevate
- Manual back recline 50 degrees
- Turning Radius 45cm/18"(MWD), 35cm/25.5"(FWD/RWD)
- Super low floor to seatpan 15" with power elevate 12"/38cm
- RNET expandable electronics
- 4 Pole, 350w motors, Range max 40km
- TAiQ soft suspension and larger 7.5" castors
- The client can remain seated in the power wheelchair during vehicle transport. Safety crash tested design. ISO7176-19, NZ LVVTA 45-60 2.6.

## Seat width & depth

- | Width                               |                                       | Depth                               |                                       |
|-------------------------------------|---------------------------------------|-------------------------------------|---------------------------------------|
| <input type="checkbox"/> 10"/25.4cm | <input type="checkbox"/> 18"/45.7cm   | <input type="checkbox"/> 10"/25.4cm | <input type="checkbox"/> 18"/45.7cm   |
| <input type="checkbox"/> 12"/30.5cm | <input type="checkbox"/> 20"/50.8cm   | <input type="checkbox"/> 12"/30.5cm | <input type="checkbox"/> 20"/50.8cm   |
| <input type="checkbox"/> 14"/35.6cm | <input type="checkbox"/> 21.5"/54.6cm | <input type="checkbox"/> 14"/35.6cm | <input type="checkbox"/> 21.5"/54.6cm |
| <input type="checkbox"/> 16"/40.6cm | <input type="checkbox"/> other _____  | <input type="checkbox"/> 16"/40.6cm | <input type="checkbox"/> other _____  |

## Power Functions - base

- At no charge:  Tilt     Elevate
- Back recline     Seat Glide

## Floor to seat pan (F)

- 15-16.75" \*Standard     17-17.75"     18-18.75"
- 19-19.75"     Other \_\_\_\_\_

\*With TAiQ power elevate functions

## Maximum overall width

- 25" Standard     23.5" Narrow

## TAiQ Drive Configurations


Mid-wheel drive




Front-wheel drive



Rear-wheel drive



Front-wheel drive - Junior



### Back Configuration

*Angle adjustable back posts standard*

- No upholstery
- Tall straight 1" - adjustable width
- Contour design - adjustable width
- Contour design - adjustable width - Junior

### Lower leg support assembly

Manual	Powered
<input type="checkbox"/> Centre	<input type="checkbox"/> Centre - standard (13"-18.5")
<input type="checkbox"/> 70° swing away - stepless L/H	<input type="checkbox"/> Centre - short (10"-13.5")
<input type="checkbox"/> 70° swing away - stepless R/H	<input type="checkbox"/> Centre - short (pivots under seat)
	<input type="checkbox"/> Elevating - L/H
	<input type="checkbox"/> Elevating - R/H

### Controller swing-away / dropdown

- Right hand side
- Left hand side
- Dropdown
- Swing-away

### Footplate

- Manual centre - standard
- Manual Centre - with pull up system
- Manual Centre - wider with extended lip
- Divided left & right (pair)
- Electric flip-up
- Posterior foot support (heel loops)

### Controller electronics

*RNET Expandable is standard*

- PG JSM LED w/o display (no lights) (standard on Indoor)
- PG JSM colour screen (no lights) (standard on iQ MWD,FWD,RWD,Jnr)
- PG JSM2 Large colour screen (LED light compatible)
- PG JSM2 Bluetooth Large colour screen (LED light compatible)
- PG JSM LED with lights (for chair fitted with LED lights)
- PG JSM Colour screen with lights (for chair fitted with LED lights)
- Attendant control dual (standard)
- Attendant control carer handle
- Head Array

### Stump support

- Left
- Right
- Both

### Arm support

- Desk
- Flip-up
- Adult
- Full length
- Dual post flip-up
- Pediatric
- Standard leather
- Gel
- Gutter

### Leg Support

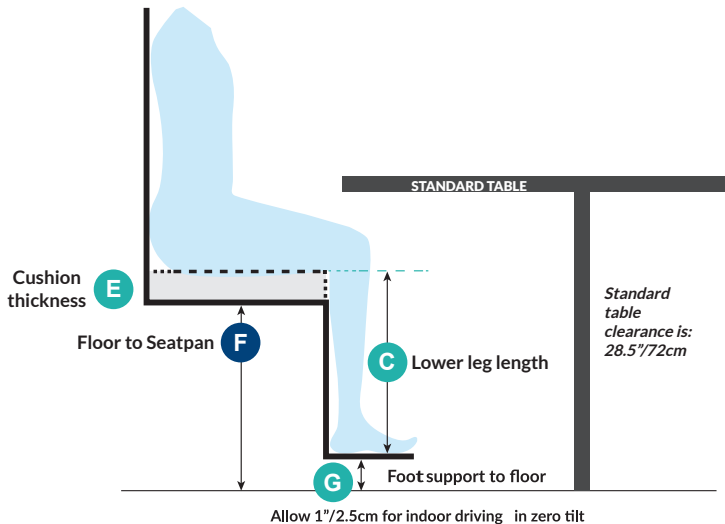
- Drop in seat guides
- Thigh guides - Med (10x13cm)
- Thigh guides - Lge (13x15cm)

### Pelvic positioning belt

- Standard
- Small
- 2-point padded
- Medium
- 4-point padded
- Large

### Tyres

Drive tyres:  Pneumatic (std)  Solid



Min. seat to floor height = Lower leg length - cushion + clearance or Seat to floor = C-E+G

### Seating - Cushion

- |   |                        |  |
|---|------------------------|--|
| <input type="checkbox"/> Not required                 | Size (width x height): | Covers:  |
| <input type="checkbox"/> Vicair Active O2             | 6cm _____              |  |
| <input type="checkbox"/> Vicair Active O2             | 9cm _____              | Inco Comfair <input type="checkbox"/> <input type="checkbox"/> |
| <input type="checkbox"/> Vicair Adjuster O2           | 6cm _____              | <input type="checkbox"/> <input type="checkbox"/>              |
| <input type="checkbox"/> Vicair Adjuster O2           | 10cm _____             | <input type="checkbox"/> <input type="checkbox"/>              |
| <input type="checkbox"/> Vicair Adjuster O2           | 12cm _____             | <input type="checkbox"/> <input type="checkbox"/>              |
| <input type="checkbox"/> Vicair Vector O2             | 6cm _____              | <input type="checkbox"/> <input type="checkbox"/>              |
| <input type="checkbox"/> Vicair Vector O2             | 10cm _____             | <input type="checkbox"/> <input type="checkbox"/>              |
| <input type="checkbox"/> Nxt Biofit                   | 10cm _____             | <input type="checkbox"/> <input type="checkbox"/>              |
| <input type="checkbox"/> Other (please specify) _____ |                        |  |

**VICAIR** O2  
**ACTIVE 9**



**VICAIR** O2  
**ADJUSTER 10**



**VICAIR** O2  
**VECTOR 10**



**nxt**  
SEATING  
**Biofit**



### Seating - Back system

- |   |                        |
|---|------------------------|
| <input type="checkbox"/> Not required                 | Size (width x height): |
| <input type="checkbox"/> Nxt Xtend (AC)               | _____                  |
| <input type="checkbox"/> Nxt Xtend Deep (PC)          | _____                  |
| <input type="checkbox"/> Nxt Optima Carbon (AC)       | _____                  |
| <input type="checkbox"/> Nxt Optima Carbon Deep (PC)  | _____                  |
| <input type="checkbox"/> Other (please specify) _____ | _____                  |

**nxt**  
SEATING  
**Xtend**




**nxt**  
SEATING  
**Optima Carbon**



### Headrest

- Not required
- TA standard headrest (leather)
- Nxt Multift - Contoured
- Nxt Multift - Large
- Nxt Multift - Extra Large
- Other (please specify) \_\_\_\_\_

*Includes headrest stem & brackets to attach to back system.*



### Set-up Instructions

### Accessories (view accessories catalogue on our website)